

CHORDS MAESTRO FREE

RELATED POSTS

[Home \(http://neonway.org/\)](http://neonway.org/) / [features \(http://neonway.org/category/features/\)](http://neonway.org/category/features/) / [Chords Maestro Free](#)

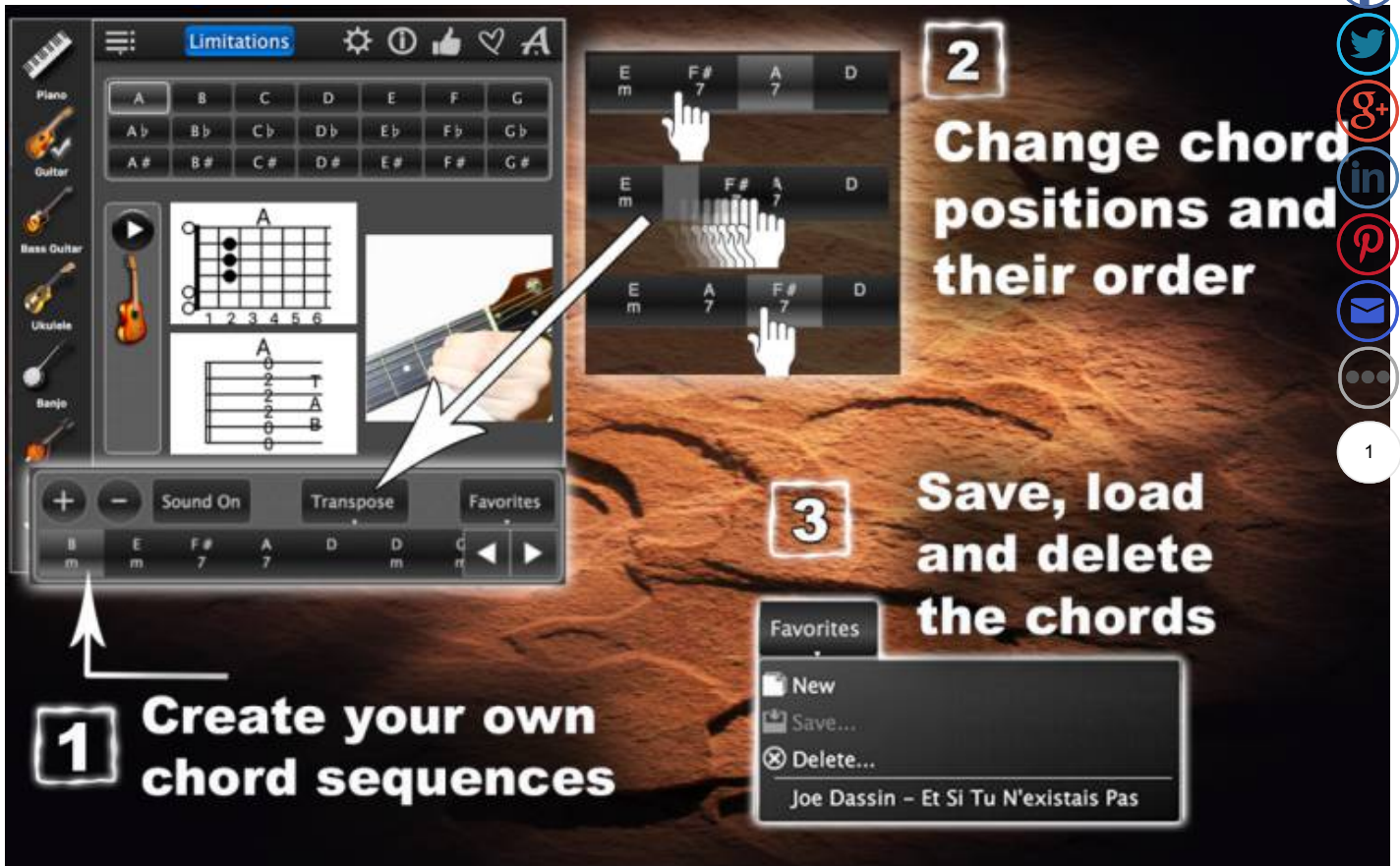


<https://itunes.apple.com/app/chords-maestro-free-klavier-akkorde-mehr/id1200055966?mt=12>

<https://itunes.apple.com/app/chords-maestro-free-klavier-akkorde-mehr/id1200055962?mt=8>



<https://play.google.com/store/apps/details?id=com.neonway.ChordsMaestroFree>



1 Create your own chord sequences

2 Change chord positions and their order

3 Save, load and delete the chords

Chords Maestro Free interface showing various instruments (Piano, Guitar, Bass Guitar, Ukulele, Banjo) and chord sequences. The interface includes a 'Limitations' section, a chord grid, a guitar fretboard diagram, and a 'Favorites' menu with options: New, Save..., Delete... The current chord sequence is B m, E m, F# 7, A 7, D m, G m.

<http://neonway.org/chordsmaestrofree-images/>

THE CHORDS COLLECTION!

Listen article.

Need help figuring out the right chords for your music? Chords Maestro Free to the rescue! This free app offers all the major chords for 7 musical instruments: piano, guitar, bass guitar, ukulele, banjo, mandolin and balalaika. Pick your instrument, then your chord a play it!



Chords Maestro Free will also show you instrument-specific music notes or chord diagrams for your chord, as well as the corresponding finger position on your instrument. If you want to switch to a different instrument, tap on its picture and explore the chords on a new instrument!

Chords Maestro Free supports both right- and left-handed players. Let the app know your preference in Settings. Also in Settings: adjustable volume.

Chords Maestro Free can also help you put together chord sequences for your songs, instrumental pieces, or for your practice session. First, select your instrument, then select the first chord of your sequence and click on the plus sign. Choose your next chord and click the plus sign again. Continue adding chords until you have your desired sequence. You can change the order of the chords in your sequence any way you want. You can also transpose your entire chord sequence up or down to accommodate your singing range. Save your sequence in Favorites, if you are planning to use over and over again.

Enjoy Chords Maestro Free! Download it now!

Need more chords? Upgrade to Chords Maestro, the full version (<http://neonway.org/chordsmaestro/>) of this app.

Check out our video tutorial for Chords Maestro on YouTube!

 Facebook  Twitter  Google+  Pinterest  LinkedIn  E-mail

No Comments Yet.

LEAVE A COMMENT

Logged in as admin (<http://neonway.org/wp-admin/profile.php>). [Log out »](http://neonway.org/wp-login.php?action=logout&redirect_to=http%3A%2F%2Fneonway.org%2Fchordsmaestrofree%2F&_wpnonce=bf7965afe3) (http://neonway.org/wp-login.php?action=logout&redirect_to=http%3A%2F%2Fneonway.org%2Fchordsmaestrofree%2F&_wpnonce=bf7965afe3)

Comment



SEND








COPYRIGHT

© 2015. All Rights Reserved

When copying our copyrighted material, our website must be mentioned as the original source. [Privacy policy](http://www.neonway.org/privacy_policy/) (http://www.neonway.org/privacy_policy/)

SITE SEARCH

FOLLOW US

 (<https://web.facebook.com/neonwayapps>)  (<https://twitter.com/NeonwayApps>)  (<https://de.linkedin.com/pub/neonway-apps/1b/a2/38>)
 (https://www.youtube.com/neonway?sub_confirmation=1)  (<https://www.pinterest.com/neonwayapps/>)



